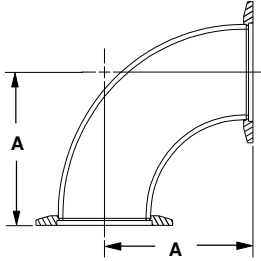


TUBE FITTINGS

CROSSES CUBE (6-WAY CROSS)

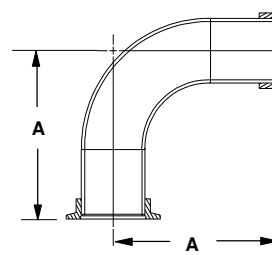
FLEXIBLE COUPLINGS HALF NIPPLES NIPPLES TEES

ELBOWS - STAINLESS STEEL



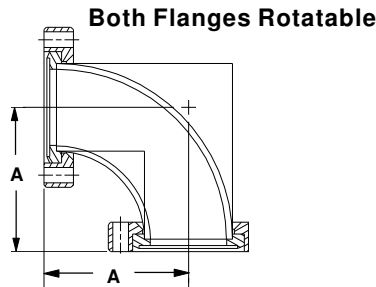
NW ELBOWS

PART NUMBER	FLANGE SIZE	TUBE O.D.	A	PRICE \$
110708	NW-16	.75	1.50	40
110709	NW-25	1.00	2.04	45
110710	NW-40	1.50	2.46	60
110711	NW-50	2.00	3.21	80



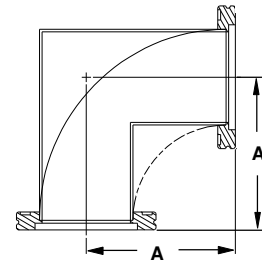
LONG RADIUS NW ELBOWS

PART NUMBER	FLANGE SIZE	TUBE O.D.	A	PRICE \$
110733	NW-40	1.50	5.12	85
110734	NW-50	2.00	5.51	100



Z-SEAL ELBOWS

PART NUMBER	FLANGE O.D.	TUBE O.D.	A	PRICE \$
100722	1.33	.75	1.50	50
100723	2.12	1.00	1.67	55
100724	2.75	1.50	2.46	55
100725	3.38	2.00	3.22	130
100726	4.50	2.50	4.03	200
100727	4.62	3.00	4.94	230
100728	6.00	4.00	6.44	275
100729	8.00	6.00	5.50	425
100730	10.00	8.00	7.50	650
100731	13.25	10.00	10.00	1,325



ISO ELBOWS

PART NUMBER	FLANGE SIZE	TUBE O.D.	A	PRICE \$
120718	ISO-63	2.50	4.00	190
120719	ISO-80	3.00	4.00	220
120720	ISO-100	4.00	5.12	240
120721	ISO-160	6.00	6.31	410
120722	ISO-200	8.00	7.75	570
120723	ISO-250	10.00	9.75	940
120724	ISO-320	12.75	11.00	1,500
120725	ISO-400	16.00	13.88	1,875
120726	ISO-500	20.00	15.87	2,500

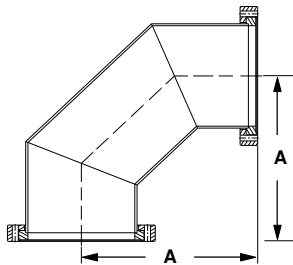
*Elbows above 2-1/2 diameter are mitered

TUBE FITTINGS

[CROSSES](#) [CUBE \(6-WAY CROSS\)](#)

[FLEXIBLE COUPLINGS](#) [HALF NIPPLES](#) [NIPPLES](#) [TEES](#)

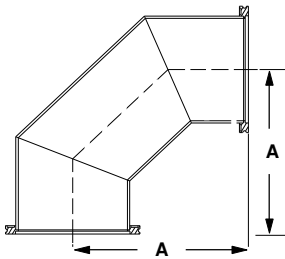
HIGH CONDUCTANCE 90° ELBOWS



**Both Flanges
Rotatable**

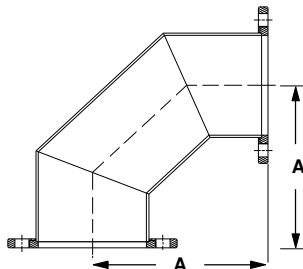
Z-SEAL FLANGES

PART NUMBER	FLANGE SIZE	TUBE O.D.	A	PRICE \$
100788	8	6	9.5	450
100789	10	8	12.5	970
100790	13 1/4	10	15.5	1,525



ISO FLANGES

PART NUMBER	FLANGE SIZE	TUBE O.D.	A	PRICE \$
120778	ISO-160	6	9.25	400
120779	ISO-200	8	12.25	850
120780	ISO-250	10	15.25	1,150



**Both Flanges
Rotatable**

ASA FLANGES

PART NUMBER	FLANGE SIZE	TUBE O.D.	A	PRICE \$
130768	ASA-9	6	9.34	490
130769	ASA-11	8	12.34	1,080
130770	ASA-16	10	15.34	2,330