

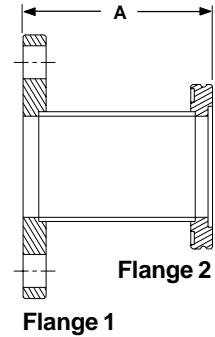
ADAPTER FLANGES

ISO TO (ASA,NW,Z-SEAL) & NW TO Z-SEAL

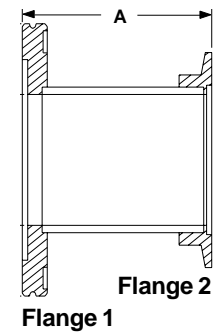
NW TO ASA REDUCING NIPPLES

ADAPTER NIPPLES - STAINLESS STEEL**ISO TO ASA**

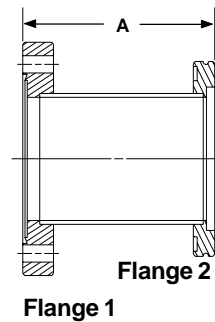
| PART NUMBER | REFERENCE NUMBER | FLANGE 1 | FLANGE 2 | TUBE O.D. | A | PRICE \$ |
|-------------|------------------|----------|----------|-----------|------|----------|
| 140150 | ASA6-ISO63 | ASA-600 | ISO-63 | 2.50 | 4.00 | 233 |
| 140151 | ASA9-ISO63 | ASA-900 | ISO-63 | 2.50 | 4.00 | 300 |
| 140152 | ASA9-ISO80 | ASA-900 | ISO-80 | 3.00 | 4.00 | 333 |
| 140153 | ASA9-ISO100 | ASA-900 | ISO-100 | 4.00 | 4.00 | 372 |
| 140154 | ASA9-ISO160 | ASA-900 | ISO-160 | 6.00 | 4.00 | 416 |
| 140155 | ASA11-ISO160 | ASA-1100 | ISO-160 | 6.00 | 4.00 | 527 |
| 140156 | ASA11-ISO200 | ASA-1100 | ISO-200 | 8.00 | 4.00 | 722 |

**NW TO ISO**

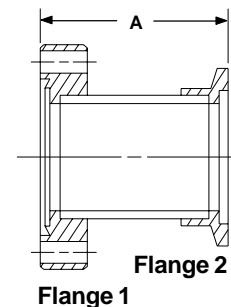
| PART NUMBER | REFERENCE NUMBER | FLANGE 1 | FLANGE 2 | TUBE O.D. | A | PRICE \$ |
|-------------|------------------|----------|----------|-----------|------|----------|
| 140157 | ISO63-NW25 | ISO-63 | NW-25 | 1.00 | 3.00 | 133 |
| 140158 | ISO63-NW40 | ISO-63 | NW-40 | 1.50 | 3.00 | 139 |
| 140159 | ISO63-NW50 | ISO-63 | NW-50 | 2.00 | 3.00 | 144 |
| 140160 | ISO80-NW25 | ISO-80 | NW-25 | 1.00 | 3.00 | 156 |
| 140161 | ISO80-NW40 | ISO-80 | NW-40 | 1.50 | 3.00 | 167 |
| 140162 | ISO80-NW50 | ISO-80 | NW-50 | 2.00 | 3.00 | 172 |

**ISO TO Z-SEAL**

| PART NUMBER | REFERENCE NUMBER | FLANGE 1 | FLANGE 2 | TUBE O.D. | A | PRICE \$ |
|-------------|------------------|------------|----------|-----------|------|----------|
| 140203 | Z450-ISO63 | Z450-250 | ISO-63 | 2.50 | 4.00 | 189 |
| 140204 | Z600-ISO80 | Z600-300 | ISO-80 | 3.00 | 4.00 | 240 |
| 140205 | Z600-ISO100 | Z600-400 | ISO-100 | 4.00 | 4.00 | 250 |
| 140206 | Z800-ISO160 | Z800-600 | ISO-160 | 6.00 | 4.00 | 367 |
| 140207 | Z1000-ISO200 | Z1000-800 | ISO-200 | 8.00 | 4.00 | 527 |
| 140208 | Z1325-ISO250 | Z1325-1000 | ISO-250 | 10.00 | 4.00 | 798 |
| 140209 | Z1400-ISO320 | Z1400-1275 | ISO-320 | 12.75 | 4.00 | 1011 |

**NW TO Z-SEAL**

| PART NUMBER | REFERENCE NUMBER | FLANGE 1 | FLANGE 2 | TUBE O.D. | A | PRICE \$ |
|-------------|------------------|----------|----------|-----------|------|----------|
| 140210 | Z133-NW16 | Z133-075 | NW-16 | .75 | 2.00 | 55 |
| 140211 | Z275-NW16 | Z275-075 | NW-16 | .75 | 2.00 | 61 |
| 140212 | Z275-NW25 | Z275-100 | NW-25 | 1.00 | 2.00 | 64 |
| 140213 | Z275-NW40 | Z275-150 | NW-40 | 1.50 | 2.00 | 67 |
| 140214 | Z337-NW40 | Z337-150 | NW-40 | 1.50 | 2.00 | 105 |
| 140215 | Z450-NW40 | Z450-150 | NW-40 | 1.50 | 2.00 | 130 |
| 140216 | Z450-NW50 | Z450-200 | NW-50 | 2.00 | 2.00 | 136 |



Other sizes available upon request.